

This article was downloaded by:

On: 27 January 2011

Access details: *Access Details: Free Access*

Publisher *Taylor & Francis*

Informa Ltd Registered in England and Wales Registered Number: 1072954 Registered office: Mortimer House, 37-41 Mortimer Street, London W1T 3JH, UK



Phosphorus, Sulfur, and Silicon and the Related Elements

Publication details, including instructions for authors and subscription information:

<http://www.informaworld.com/smpp/title~content=t713618290>

Perchloric Acid-Doped Polyaniline as an Efficient and Reusable Catalyst for the Synthesis of 2-Substituted Benzothiazoles

Mohammad Abdollahi-Alibeik^a; Safoora Poorirani^a

^a Department of Chemistry, Yazd University, Yazd, Iran

Online publication date: 18 November 2009

To cite this Article Abdollahi-Alibeik, Mohammad and Poorirani, Safoora(2009) 'Perchloric Acid-Doped Polyaniline as an Efficient and Reusable Catalyst for the Synthesis of 2-Substituted Benzothiazoles', *Phosphorus, Sulfur, and Silicon and the Related Elements*, 184: 12, 3182 – 3190

To link to this Article: DOI: 10.1080/10426500802705453

URL: <http://dx.doi.org/10.1080/10426500802705453>

PLEASE SCROLL DOWN FOR ARTICLE

Full terms and conditions of use: <http://www.informaworld.com/terms-and-conditions-of-access.pdf>

This article may be used for research, teaching and private study purposes. Any substantial or systematic reproduction, re-distribution, re-selling, loan or sub-licensing, systematic supply or distribution in any form to anyone is expressly forbidden.

The publisher does not give any warranty express or implied or make any representation that the contents will be complete or accurate or up to date. The accuracy of any instructions, formulae and drug doses should be independently verified with primary sources. The publisher shall not be liable for any loss, actions, claims, proceedings, demand or costs or damages whatsoever or howsoever caused arising directly or indirectly in connection with or arising out of the use of this material.

Perchloric Acid-Doped Polyaniline as an Efficient and Reusable Catalyst for the Synthesis of 2-Substituted Benzothiazoles

Mohammad Abdollahi-Alibeik and Safoora Poorirani

Department of Chemistry, Yazd University, Yazd, Iran

2-Substituted benzothiazoles have been efficiently synthesized in good yields by the condensation reaction of o-aminothiophenol with aldehydes in the presence of a catalytic amount of perchloric acid-doped polyaniline (HClO₄/PAN). The low cost, simple recovery, and efficient reusability are remarkable characteristics of this catalyst.

Keywords Benzothiazole; perchloric acid; polyaniline; polymer supported; reusability

INTRODUCTION

Compounds with a benzothiazole moiety have received considerable attention because of their widespread occurrence in biologically active molecules such as antitumor, antimalaria, fungicide, anti-HIV, antiviral, and analgesic agents.¹ Recently, radiolabeling of benzothiazole derivatives has been developed for PET imaging in the detection of Alzheimer diseases.² These compounds also have many industrial applications; for example some 2-substituted benzothiazoles are utilized as fluorescence agents in textile dyeing, antioxidants, and vulcanization accelerators of rubber.³

Several synthetic methodologies have been developed for the synthesis of 2-substituted benzothiazoles. The most common direct methods are the condensation reaction of *o*-aminothiophenol with some functional groups to provide a substituent at the 2-position of the benzothiazole scaffold. Many acid catalysts have been used for these condensation reactions, such as the condensation of *o*-aminothiophenol with aldehydes in the presence of iodine,⁴ SiO₂ or

Received 7 September 2008; accepted 10 December 2008.

We are thankful to the Yazd University Research Council for partial support of this work.

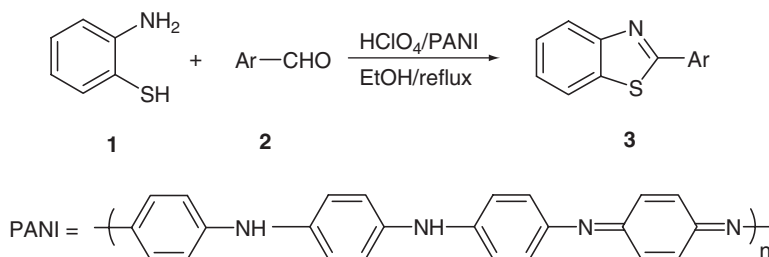
Address correspondence to Mohammad Abdollahi-Alibeik, Department of Chemistry, Yazd University, Yazd 89195-741, Iran. E-mail: abdollahi@yazduni.ac.ir

montmorillonite/graphite,⁵ zirconyl chloride,⁶ and SiO₂ under microwave irradiation,⁷ and also condensation with carboxylic acids or its derivatives in the presence of iodine,⁸ polyphosphoric acid,⁹ polyphosphate,¹⁰ and ionic liquid.¹¹ Some other methods include potassium ferricyanide-mediated cyclization of thiobenzanilides (Jacobson's method),¹² 2,3-dichloro-5,6-dicyanobenzoquinone (DDQ)-mediated cyclization of thiobenzanilides,¹³ condensation of polymer-bonded esters with *o*-aminothiophenol in the presence of alkyl aluminum Lewis acids,¹⁴ and palladium-catalyzed cyclization of *o*-bromophenylthioureas and *o*-bromothioamides.¹⁵

However, many of these methodologies suffer from one or more disadvantages, such as low yields of products, expensive catalysts, prolonged reaction times, high temperature, need for excess amounts of the catalysts, multistep synthesis, and non-reusability of the catalysts. Thus, there is a need for designing a simple and efficient method for the synthesis of benzothiazole derivatives.

In recent years, there has been an ongoing effort to replace conventional acid catalysts with solid acid catalysts. This is mainly due to some advantages of solid acid catalysts such as ease of handling, non-toxicity, ease of recovery, and reusability.¹⁶ Among the various types of solid acids, polymer-supported acid catalysts have attracted considerable attention because of their desirable characteristics. Polyaniline has a wide range of applications in organic synthesis as a support for its easy preparative protocol, from inexpensive starting material, high environmental and thermal stability, and easy doping/undoping.¹⁷

In continuation of our study on the application of solid supported reagents in organic transformations,¹⁸ herein we report the application of perchloric acid-doped polyaniline (HClO₄/PANI) as a reusable solid acid catalyst for the synthesis of 2-substituted benzothiazoles by the condensation reaction of *o*-aminothiophenol with aldehydes (Scheme 1).



SCHEME 1 Synthesis of 2-substituted benzothiazoles by the reaction of 2-aminothiophenol and aldehydes in the presence of HClO₄/PANI under reflux condition.

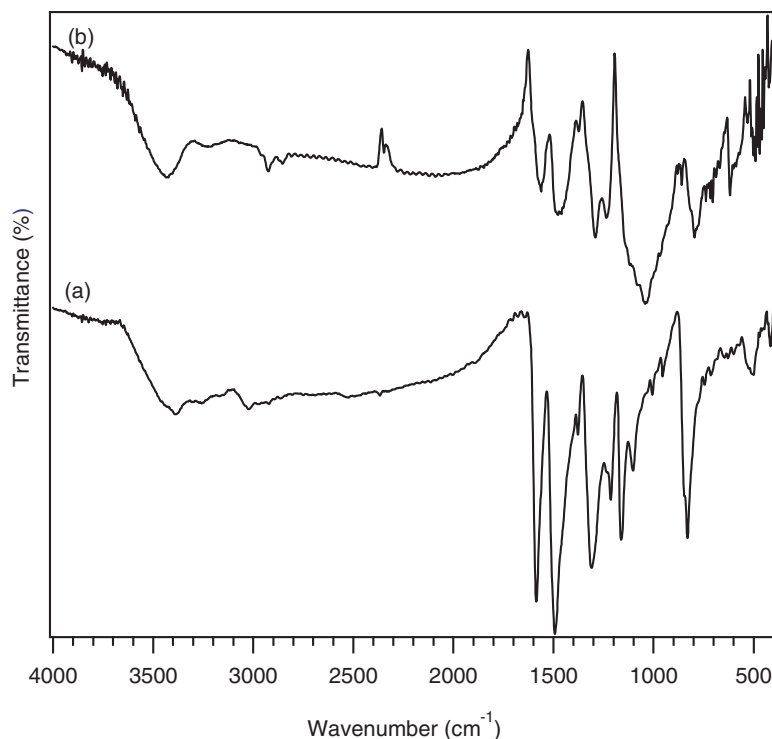


FIGURE 1 FT-IR Spectra of (a) PANI, (b) $\text{HClO}_4/\text{PANI}$.

RESULTS AND DISCUSSION

Initially, the polyaniline was prepared by polymerization of freshly distilled aniline as reported elsewhere.¹⁹ Polyaniline was doped in 1.0 M HClO_4 solution, and $\text{HClO}_4/\text{PANI}$ was obtained with 26 wt.% of perchloric acid. The doped polymer was characterized by XRD and FT-IR, and the results confirm the existence of perchlorate on the support.

The FT-IR spectra of PANI and $\text{HClO}_4/\text{PANI}$ are shown in Figure 1. The spectrum of $\text{HClO}_4/\text{PANI}$ is similar to that of PANI base, except a bond around 2930 cm^{-1} that is assigned to NH_2^+ group and indicates the formation of polyaniline salt.^{17e}

When compared with polyaniline base, the bond at 1580 cm^{-1} (arising from both $\text{C}=\text{N}$ and $\text{C}=\text{C}$ stretching of the quinoid diimine unit) and the bond at 1470 cm^{-1} (arising from $\text{C}=\text{C}$ aromatic ring stretching of the benzenoid diimine unit) in $\text{HClO}_4/\text{PANI}$ are shifted to lower wave numbers. The bond at 1040 cm^{-1} , appeared in the spectrum of $\text{HClO}_4/\text{PANI}$, is also assigned to $\text{Cl}-\text{O}$ stretching of ClO_4^- .

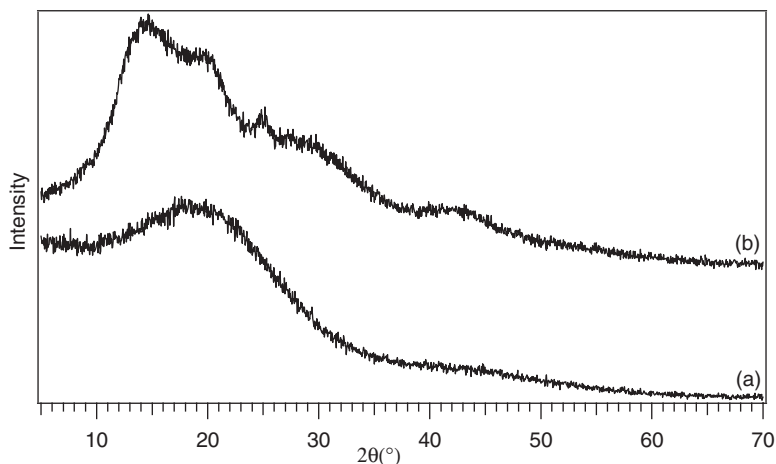


FIGURE 2 XRD pattern of (a) PANI (b) HClO₄/PANI.

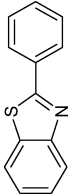
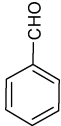
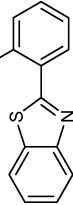
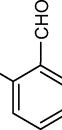
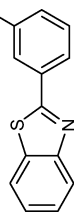
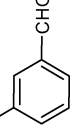
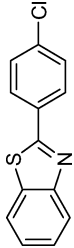
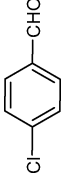
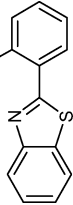
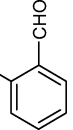
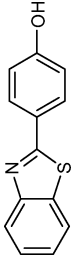
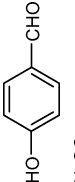
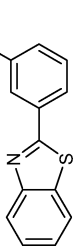
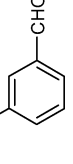
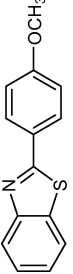
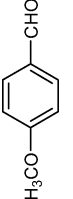
anion. Although there is not any report about exact characterization of HClO₄/PANI, these results however confirm good doping of PANI with HClO₄ with regard to literature reports for doping of polyaniline with other Brønsted acids.^{17e,20}

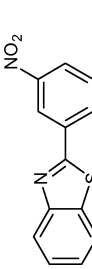
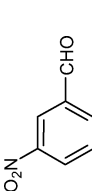
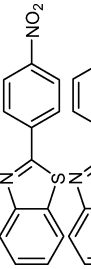
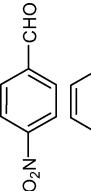
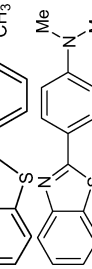
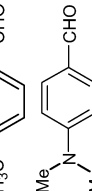
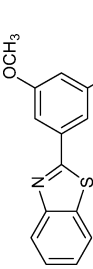
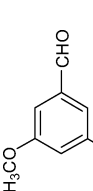
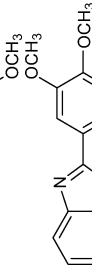
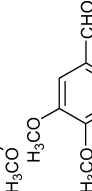
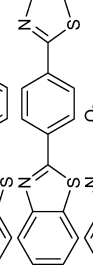
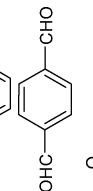
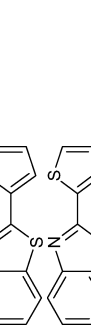
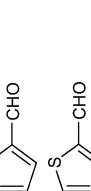




The XRD pattern of the PANI base and HClO₄/PANI are shown in Figure 2. As shown in the pattern (a), the XRD of the PANI base indicates the amorphous nature with peak at $2\theta = 19.5^\circ$. In the XRD pattern of HClO₄/PANI, broad peaks around $2\theta = 15^\circ$, $2\theta = 19.5^\circ$, and $2\theta = 25^\circ$ were observed. The peaks at $2\theta = 15^\circ$ and $2\theta = 25^\circ$ are stronger than that of $2\theta = 19.5^\circ$, which is similar to that of highly doped PANI salt as reported elsewhere.²⁰

The condensation reaction of the benzaldehyde as a model substrate with *o*-aminothiophenol was investigated by using a catalytic amount of HClO₄/PANI in EtOH under reflux conditions. In a typical experiment, *o*-aminothiophenol (1 mmol) and benzaldehyde (1 mmol) were reacted together in the presence of HClO₄/PANI (100 mg) in EtOH at reflux. The condensation was complete after 2 h. The crude product with high purity was achieved by filtration of the catalyst, addition of water, and filtration of the obtained precipitate. Further purification was achieved by recrystallization of the crude product in ethanol/water, and 2-substituted benzothiazole was obtained in 85% yield (Table I, **3a**).

To explore the generality of this reaction, various types of aromatic aldehydes with both electron-donating and electron-withdrawing substituents were reacted with *o*-aminothiophenol under the same reaction

TABLE I Synthesis of 2-Substituted Benzothiazoles by the Reaction of *o*-Aminothiophenol with Aldehydes in the Presence of a Catalytic Amount of $\text{HClO}_4/\text{PANI}$

Ref.	Mp ($^{\circ}\text{C}$) [Lit.]	Time (h)	Yield ^a (%)	Benzothiazole (3)	Aldehyde (2)	Entry
5	111–112 [113]	2	85			a
7	78–79 [81–82]	3	78			b
5	94–95 [96.5]	2.5	75			c
21	116–117 [117–119]	4	80			d
7	126–128 [131–132]	5	80			e
5	219–220 [221]	3.5	63			f
22	81–83 [81–82]	3	70			g
7	120–121 [121–122]	1.5	86			h

5	178—179 [182.5]	4.5	80			i
5	226—227 [229]	4	78			j
7	83—84 [85]	4	75			k
23	169—170 [173]	7	68			l
24	85—86 [88]	4	68			m
21	130—131 [132-134]	4	80			n
25	255 [257-258]	4	73			o
7	102—103 [103-104]	4	68			p
7	97—99 [99]	4	68			q

^aIsolated yields.

TABLE II Reusability of HClO₄/PANI in the Reaction of *o*-Aminothiophenol with Benzaldehyde

Entry	Time (h)	Yield ^a (%)
1	2	85
2	2:30	80
3	2:45	75
4	2:45	75

^aIsolated yields.

conditions, and the corresponding 2-aryl benzothiazoles were obtained in 68–86% yields (Table I, **3b–3o**).

The reaction of heteroaryl aldehydes was also investigated in the same reaction condition, and the corresponding 2-heteroaryl benzothiazoles were obtained in 68% yields (Table I, **3p–3q**).

All of the synthesized products are known compounds and were characterized by comparing their melting points (Table I) and IR spectra. All of the FT-IR spectra show a bond around 1560–1620 cm⁻¹, arising from stretching frequency of C = N in benzothiazole rings.

Catalyst reusability is one of the most important characteristics of solid acid catalysts. To study the reusability of HClO₄/PANI, the recovered catalyst from the reaction of *o*-aminothiophenol with benzaldehyde was applied in the same reaction four times. After each run, the catalyst was washed with acetone and dried at 120°C for 1 h. The results show that there is no substantial change in the catalyst reactivity (Table II), and there is only a steady decline in the yields and times of the reactions during third time of reuse, while this moderate deactivation is stopped in the forth run. These results suggest that the loss in catalytic activity is due to the blockage of the active site of the catalyst by coke deposition during the reaction.

In summary, we introduced HClO₄/PANI as a solid acid catalyst for efficient synthesis of 2-substituted benzothiazoles by the reaction of *o*-aminothiophenol with aldehydes. The ease of the catalyst preparation, simple workup, simple recovery, and reusability of the catalyst make this method advantageous for organic chemistry.

EXPERIMENTAL

All of the chemicals were commercial products. Aniline from E. Merck was distilled prior to use. High purity grade perchloric acid, reagent grade solvents, and sodium persulfate (E. Merck) were used without purification. *o*-Aminothiophenol and benzaldehyde were distilled and

freshly used, and other aldehydes (E. Merck and Aldrich) were used as received. Polyaniline was synthesized by oxidative polymerization of aniline in acidic solution, according to the method described in the literature.¹⁹ All melting points were obtained by Buchi B-540 apparatus and are uncorrected. All reactions were monitored by TLC, and all yields refer to isolated products. ¹H and ¹³C NMR spectra were recorded in CDCl₃ on a Bruker 500 MHz spectrometer. Infrared spectra were recorded on a Bruker FT-IR Equinax-55 spectrophotometer in KBr with absorption in cm⁻¹. XRD patterns were recorded on a Bruker D8 Advance X-ray diffractometer using nickel filtered Cu K α radiation.

Synthesis of Perchloric Acid-Doped Polyaniline

Polyaniline (0.5 g) was added to a 1.0 M aqueous solution of HClO₄ (50 mL) in a 100 mL round bottom flask under vigorous stirring. The mixture was stirred for 4 h. The solid was filtered, washed with water (100 mL) followed by acetone (50 mL), and dried at 120°C for 1 h. Polyaniline salt with 26 wt.% for HClO₄ was obtained.

General Experimental Procedure for the Synthesis of 2-Substituted Benzothiazoles

A mixture containing *o*-aminothiophenol (1 mmol), ethanol (5 mL), HClO₄/PANI (100 mg), and aldehyde (1 mmol) was taken in a 10 mL round bottom flask under reflux conditions. After completion of the reaction (monitored by TLC, EtOAc:*n*-hexane, 30:70), the reaction mixture was filtered, washed with EtOH (10 mL), and 50% of the solvent was evaporated under vacuum. To the obtained solution, water (5 mL) was added, and the precipitate was filtered and washed with water (5 mL). After drying of the solid, the corresponding 2-substituted benzothiazole was obtained with high purity. Further purification was achieved by column chromatography on silica-gel (eluent: EtOAc:*n*-hexane, 20:80). The corresponding 2-substituted benzothiazoles were obtained in 68–86% yields.

REFERENCES

- [1] (a) I. Hutchinson, S. A. Jennings, B. R. Vishnuvajjala, A. D. Westwall, and M. F. G. Stevens, *J. Med. Chem.*, **45**, 744 (2002). (b) K. Takasu, H. Inoue, H. S. Kim, M. Suzuki, T. Shishido, Y. Wataya, and M. Ihara, *J. Med. Chem.*, **45**, 995 (2002). (c) T. Reemtsma, O. Fiehn, O. F. Kalnovski, and M. Jekel, *Environ. Sci. Technol.*, **29**, 478 (1995). (d) S. R. Nagarajan, G. A. De Crescenzo, D. P. Getman, H. F. Lu, J. A. Sikorski, J. L. Walker, J. J. McDonald, K. A. Houseman, G. P. Kocan, N. Kishore, P. P. Mehta, C. L. Funkes-Shippy, and L. Blystone, *Bioorg. & Med. Chem.*, **11**, 4769

- (2003). (e) A. D. Borthwick, D. E. Davies, P. F. Ertl, A. M. Exall, T. M. Haley, G. J. Hart, D. L. Jackson, N. R. Parry, A. Patikis, N. Trivedi, G. Weingarten, and J. M. Woolven, *J. Med. Chem.*, **46**, 4428 (2003). (f) C. Y. Jeong, J. Chio, and M. H. Yoon, *Eur. J. Pharmacol.*, **502**, 205 (2004).
- [2] G. Henriksen, B. H. Yousefi, A. Drzezga, and H. Wester, *Eur. J. Nucl. Med. Mol. Imaging*, **35**, 75 (2008).
- [3] (a) S. P. G. Costa, J. A. Ferreira, G. Kirsch, and M. F. Oliveira Campos, *J. Chem. Res. S*, **314** (1997). (b) S. K. Ivanov and V. S. Yuritsyn, *Chem. Abstr.*, **74**, 124487m (1971). (c) R. B. Spies, B. D. Anderson, and D. W. Rice, *Nature*, **327**, 697 (1987).
- [4] F. M. Moghaddam, G. R. Bardajee, H. Ismaili, and S. M. D. Taimoory, *Synth. Commun.*, **36**, 2543 (2006).
- [5] S. Rostamizadeh and S. A. G. Housaini, *Phosphorus, Sulfur, and Silicon*, **180**, 1321 (2005).
- [6] F. M. Moghaddam, H. Ismaili, and G. R. Bardajee, *Heteroatom Chem.*, **17**, 136 (2006).
- [7] M. Kodomari, Y. Tamaru, and T. Aoyama, *Synth. Commun.*, **34**, 3029 (2004).
- [8] S. D. Gupta, P. H. Singh, and N. S. H. N. Moorthy, *Synth. Commun.*, **37**, 4327 (2007).
- [9] D. W. Hein, R. J. Alheim, and J. J. Leavitt, *J. Am. Chem. Soc.*, **79**, 427 (1957).
- [10] Y. Kanaoka, T. Hamada, and O. Yonemitsu, *Chem. Pharm. Bull.*, **18**, 587 (1970).
- [11] R. N. Nadaf, S. A. Siddiqui, T. Daniel, R. J. Lahoti, and K. V. Srinivasan, *J. Mol. Catal. A: Chem.*, **214**, 155 (2004).
- [12] I. Hutchinson, M. G. F. Stevens, and A. D. Westwell, *Tetrahedron Lett.*, **41**, 425 (2000).
- [13] D. S. Bose and M. Idrees, *Tetrahedron Lett.*, **48**, 669 (2007).
- [14] H. Matsushita, S. H. Lee, M. Joung, B. Clapham, and K. D. Janda, *Tetrahedron Lett.*, **45**, 313 (2004).
- [15] C. Benedi, F. Bravo, P. Uriz, E. Fernandez, C. Claver, and S. Castillon, *Tetrahedron Lett.*, **44**, 6073 (2003).
- [16] M. A. Harmer and Q. Sun, *Appl. Catal. A: General*, **221**, 45 (2001).
- [17] (a) M. L. Kantam, M. Roy, S. Roy, M. S. Subhas, B. Sreedhar, B. M. Choudhary, and R. L. De, *J. Mol. Catal. A: Chem.*, **265**, 243 (2006). (b) S. Palaniappan and R. C. Shekhar, *J. Mol. Catal. A: Chem.*, **209**, 117 (2004). (c) T. Amaya, D. Saio, and T. Hirao, *Tetrahedron Lett.*, **48**, 2729 (2007). (d) S. Palaniappan, S. Chandrasekaran, and V. J. Rao, *J. Mol. Catal. A: Chem.*, **229**, 221 (2005). (e) S. Palaniappan, A. John, C. A. Amarnath, and V. J. Rao, *J. Mol. Catal. A: Chem.*, **218**, 47 (2004).
- [18] (a) I. Mohammadpoor-Baltork and M. Abdollahi-Alibeik, *Can. J. Chem.*, **83**, 1 (2004). (b) M. Abdollahi-Alibeik, Z. Zaghaighi, and I. Mohammadpoor-Baltork, *J. Chin. Chem. Soc.*, **55**, 1 (2008). (c) M. Abdollahi-Alibeik, I. Mohammadpoor-Baltork, Z. Zaghaighi, and B. H. Yousefi, *Catal. Commun.*, **9**, 2496 (2008).
- [19] (a) X. R. Zeng and T. M. Ko, *Polymer*, **39**, 1187 (1998). (b) M. V. Kulkarni, A. K. Viswanath, R. Marimuthu, and T. Seth, *Polymer Eng. and Sci.*, **44**, 1676 (2004). (c) J. Anand, P. S. Rao, S. Palaniappan, and D. N. Sathyanarayana, *Synth. Metals*, **95**, 57 (1998).
- [20] T. Abdiryim, Z. X. Gang, and R. Jamal, *Mater. Chem. & Phys.*, **90**, 367 (2005).
- [21] A. K. Chakraborti, S. Rudrawar, G. Kaur, and L. Sharma, *Synlett*, 1533 (2004).
- [22] D. L. Boger, *J. Org. Chem.*, **43**, 2296 (1978).
- [23] A. Cerniani and R. Passerini, *J. Chem. Soc.*, 2261 (1954).
- [24] Y. Mertzy, S. Michaud, and J. M. Vierfond, *Heterocycles*, **38**, 1001 (1994).
- [25] C. Rai and J. B. Braunwarth, *J. Org. Chem.*, **26**, 3434 (1961).